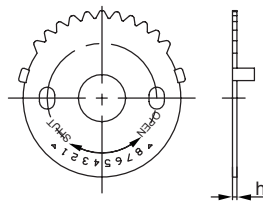


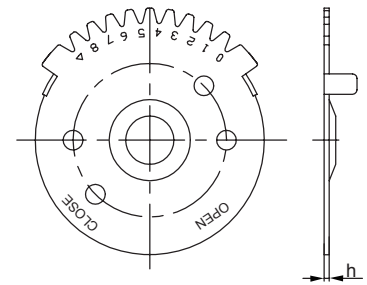
Levers are available for on/off and throttling control of butterfly valves. The handles can be used for 2" thru 12" (DN50 thru DN300) concentric type butterfly valves. For valves larger than 12" a gear operator is recommended by VSI for safe operation. Meanwhile, the rugged construction of the levers makes them ideally suited for the manual actuating small valves. The notch plate permits the valve to be locked into any of the 10 positions on the lever.



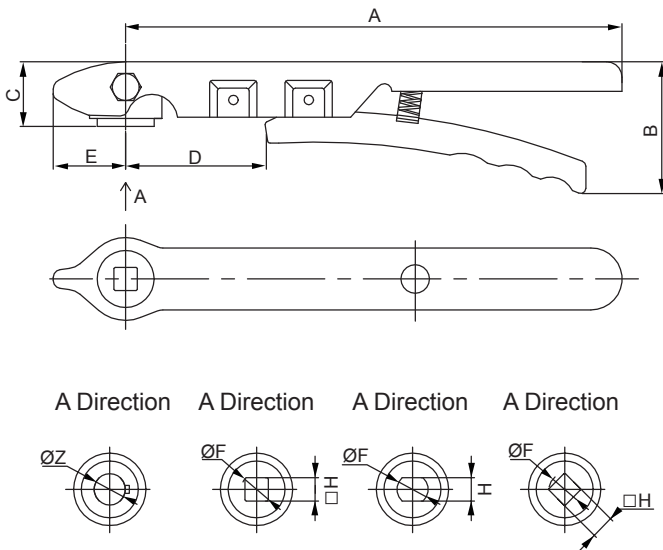
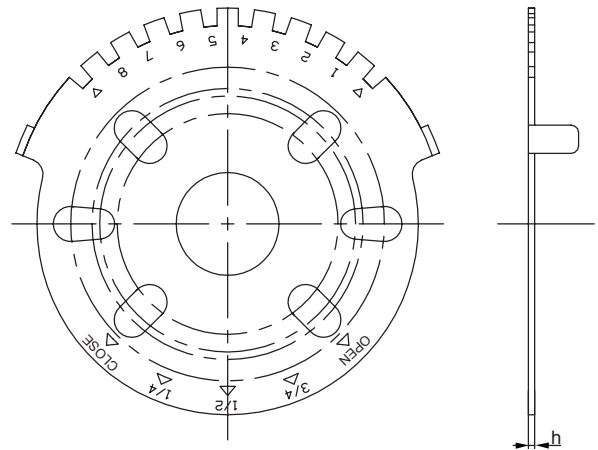
DN50-DN80



DN100-DN150



DN200-DN300



◆ **Dimensions**

Inches(mm)

SIZE		No.	ØZ	ØF	H	Notch Plate	Handle				
DN	NPS						h	A	B	C	D
50-80	2"-3"	F05	.5 (12.6)	.48 (12.1)	.35 (9)	.08 (2)	7.6 (193)	2.05 (52)	.98 (25)	2.2 (56)	1.06 (27)
100	4"	F07	.62 (15.77)	.56 (14.1)	.43 (11)	.1 (2.5)	8.5 (216)	2.2 (56)	.98 (25)	2.3 (58)	1.02 (26)
125-150	5"-6"	F07	.75 (18.92)	.71 (18.1)	.55 (14)	.1 (2.5)	10.2 (259)	2.13 (54)	.98 (25)	2.3 (58)	1.02 (26)
200	8"	F10	.87 (22.2)	.87 (22.2)	.67 (17)	.1 (2.5)	12.28 (312)	2.64 (67)	1.26 (32)	3.23 (82)	1.1 (28)
250	10"	F10	1.12 (28.45)	1.11 (28.2)	.87 (22)	.1 (2.5)	14.88 (378)	3.66 (93)	1.26 (32)	3.23 (82)	1.1 (28)
300	12"	F10	1.24 (31.6)	1.11 (28.2)	.87 (22)	.1 (2.5)	14.88 (378)	3.66 (93)	1.26 (32)	3.23 (82)	1.1 (28)